

Overview

Trigon Dividend Fund invests worldwide in companies which have high or growing dividend yields. The Fund's portfolio consists of approximately 25-50 different securities. While the primary focus of the Fund is equities, the Fund may invest in other instruments, such as convertible or high-yield bonds, to achieve its investment goals.

The Fund's investment style is active management and stock-picking to identify attractively valued companies. The Fund invests into companies which have strong balance sheet and free cash flow generation to sustain high dividend payouts.

The Fund's goal is to offer long term capital appreciation while providing above market risk-adjusted returns.

Fund Facts

Fund AUM:	€1.9 mil
Positions:	34
UCITS IV:	Yes
Auditor:	PwC
Depository:	Swedbank
Dealing:	Daily
Domicile:	Estonia
Strategy launch:	28/02/2020

Fund Manager's Comments

The Trigon Dividend Fund continued its rise for the third consecutive month, rising 3.8% in March. At the same time, the MSCI World High Dividend Yield Index, rose 9.1% in euro terms. Since the beginning of the year, the Trigon Dividend Fund has increased by 6.6%. By comparison, the MSCI World High Dividend Yield Index has risen 10.4% since the beginning of the year. The MSCI World Index, which covers global equity markets, and the European Stoxx Europe 600 Index, have risen 9.2% and 8.2% in euro terms since the beginning of the year, respectively. The very strong performance of the MSCI World High Dividend Yield Index is due to the focus of investors on value companies and companies paying dividends, as well as the strengthening of the US dollar against the euro.

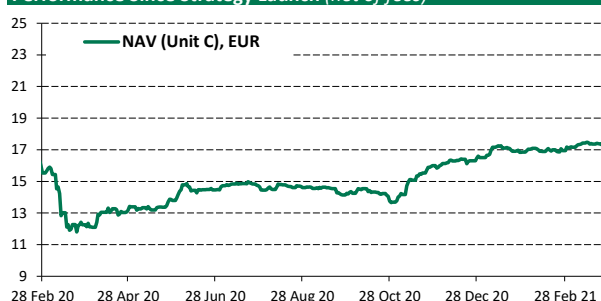
The 12% share of bonds with a high interest rate of 6-12% in the portfolio adds to the stability of the Fund during sharper stock market movements.

In February and March, companies started publishing their 2020 financial results. Now that last year's financial results are known, companies are starting to disclose this year's dividend payments. Disclosure of dividends and approval at the shareholders' meeting will attract more attention to companies paying high dividends. This, in turn, has had a positive effect on the share prices of companies in the dividend segment.

Trigon Dividend Fund trades at a weighted average of 1.1x P/B, 11.1x 2021 expected earnings and a dividend yield of 8.3% based on 2020 expected earnings. By comparison, the comparable ratios of the MSCI World High Dividend Yield Index are as follows: P/B ratio 2.5x, P/E 14.2x and dividend yield 3.6%. It is important to keep in mind that in 2020, regulators did not allow many companies in the financial sector to pay dividends. As a result, we also expect extraordinary dividends from several financial companies belonging to the Fund this year, which may further increase the expected dividend yield of 8.3% for this year.

Trigon Dividend Fund pays dividends to D unitholders once a year. No dividends will be paid from the C-unit, as these dividends will be reinvested on an ongoing basis. Notably, Trigon Dividend Fund made its first dividend payment to investors on the 15th of December. D-unit holders received 0.78 EUR per unit. As a result, the NAV or net asset value of the D-unit also decreased by the amount of the pay-out.

NB! Starting from the 28th of February 2020, Trigon Baltic Fund changed its name into Trigon Dividend Fund and the investment strategy was substantially renewed. More information can be found www.trigoncapital.com.

Performance Since Strategy Launch (net of fees)**

Historical Performance**

31-Mar-21	Unit C	Unit D***	Unit D + DVD
Year-to-Date	6.6%	6.6%	6.1%
1 month	3.8%	3.8%	3.5%
3 months	6.6%	6.6%	6.1%
6 months	22.8%	13.2%	21.1%
1 year	42.4%	-	-
2 years	-	-	-
3 years	-	-	-
5 years	-	-	-
Since strategy launch	13.3%	11.3%	19.1%
Launch of strategy**	28-Feb-20	19-Jun-20	

Fund Details

	Unit C	Unit D***
NAV in EUR	17.5874	11.1305
12 months High	17.5874	11.1305
12 months Low	12.0953	9.3770
Management fee, annual	0%	0%
Performance fee	15% of return that exceeds 0% per year*	15% of return that exceeds 0% per year*
Subscription fee	none	none
Redemption fee	none	none
Stock code/ISIN	EE3600102356	EE3600001715
Bloomberg code	TRINSCC ET	TRINSCD ET
Minimum subscription	none	none

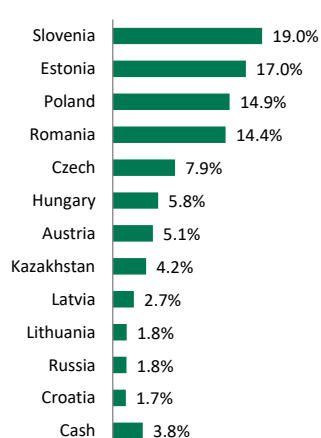
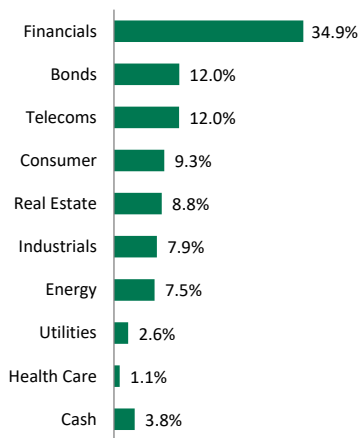
To receive the breakdown of the Fund's holdings or any other additional information, please send a request to funds@trigoncapital.com.

*The calculation of the performance fee is based on the so-called high water mark ("HWM") principle. In this context the HWM principle is the following: after the Performance fee has been calculated for the first time in the calendar year, the additional Performance fee will be calculated in the same year only if the net asset value of the Unit has increased from the last calculation of the Performance fee.

** The Fund's investment strategy was changed on the 28th of February 2020. While previously the Fund's investments were focused primarily on the Baltic region, then going forward the Fund will be investing worldwide into companies with high or growing dividend yields. Performance prior to 28.02.2020 was achieved under circumstances that no longer apply. Fund was first launched in 2005.

***The objective of the Management Company is to pay a dividend to the holders of the Unit D each year. See table of the dividend payments on the next page and the total return including dividend payments is presented above next to the net performance of Unit D.

NAV movements can be followed in: Bloomberg, www.trigoncapital.com, www.morningstar.fi

Geographic allocation

Sector allocation


Disclaimer: Past performance of the fund does not guarantee or indicate future performance of the fund. The value of the fund units may increase and decrease over time, therefore there is no guarantee that the investors get back the amount invested in the fund. The risk factors of the fund are described in further detail in the prospectus of the fund available on the website www.trigoncapital.com. Please refer to the important legal notice on the last page of this report.

Trigon Dividend Fund
Fact Sheet | March 2021
Monthly Performance since strategy launch (Unit C)**

Year	Jan	Feb	Mar	Apr	May	Jun	Jul	Aug	Sept	Oct	Nov	Dec	Annual
2021	2.1%	0.5%	3.8%										
2020			-20.5%	8.4%	3.1%	5.0%	-0.3%	1.4%	-2.2%	-4.4%	15.7%	4.3%	

D-unit dividend payments

Year	2020
Dividend per share (EUR)	0.78
NAV	11.12
Dividend yield	7.0%
Date	9th December

Risk Management Report (Unit C)

	1M	3M	6M	1Y	2Y
Volatility (daily)	6.2%	7.8%	11.4%	12.9%	
Volatility (monthly)				18.0%	

Downside Risk Analysis

Negative months / total	4/13	31%
Worst calendar month	-20.5%	
Worst calendar quarter	-1.1%	

Upside Risk Analysis

Positive months / total	9/13	69%
Best calendar month	15.7%	
Best calendar quarter	17.3%	

Market Cap Allocation

Small Cap (0 - 500 mio EUR)	37.9%
Mid Cap (500 mio - 5bn EUR)	49.3%
Large Cap (more than 5bn EUR)	8.9%

Monthly Return Contribution Analysis (Unit C)

Poland	1.4%	Financials	1.9%
Romania	0.8%	Energy	0.7%
Slovenia	0.7%	Consumer	0.6%
Kazakhstan	0.3%	Telecom	0.6%
Estonia	0.3%	Industrials	0.2%
Czech	0.2%	Bonds	0.2%
Russia	0.1%	Utilities	0.1%
Austria	0.1%	Health Care	0.0%
Croatia	0.1%	Real estate	-0.1%
Latvia	0.1%		
Hungary	0.1%		
Lithuania	0.1%		

Gross Performance 4.3% 4.3%

Geographic Allocation

	Mar-21	Sep-20	Mar-20
Slovenia	19.0%	23.4%	21.7%
Estonia	17.0%	19.3%	18.6%
Poland	14.9%	11.5%	18.9%
Romania	14.4%	7.4%	4.4%
Czech	7.9%	11.5%	6.9%
Hungary	5.8%	7.0%	3.4%
Austria	5.1%	7.4%	6.9%
Kazakhstan	4.2%	-	-
Latvia	2.7%	-	-
Lithuania	1.8%	4.3%	7.9%
Russia	1.8%	-	-
Croatia	1.7%	3.3%	3.0%
Germany	-	1.6%	5.5%
Cash	3.8%	3.3%	2.7%

Sector Allocation

	Mar-21	Sep-20	Mar-20
Financials	34.9%	35.7%	33.9%
Bonds	12.0%	4.3%	-
Telecoms	12.0%	16.5%	15.2%
Consumer	9.3%	14.0%	19.3%
Real Estate	8.8%	7.4%	3.2%
Industrials	7.9%	8.1%	11.4%
Energy	7.5%	6.4%	4.4%
Utilities	2.6%	2.9%	2.7%
Health Care	1.1%	1.3%	4.0%
Materials	-	-	3.1%
Cash	3.8%	3.3%	2.7%

Disclaimer: Past performance of the fund does not guarantee or indicate future performance of the fund. The value of the fund units may increase and decrease over time, therefore there is no guarantee that the investors get back the amount invested in the fund. The risk factors of the fund are described in further detail in the prospectus of the fund available on the website www.trigoncapital.com. Please refer to the important legal notice on the last page of this report.

** The Fund's investment strategy was changed on the 28th of February 2020. While previously the Fund's investments were focused primarily on the Baltic region, then going forward the Fund will be investing worldwide into companies with high or growing dividend yields. Performance prior to 28.02.2020 was achieved under circumstances that no longer apply.

Signatory of:



Important Legal Information

Management Company: AS Trigon Asset Management

Disclaimer

Past performance of the fund does not guarantee or indicate future performance of the fund. The value of the fund units may increase and decrease over time, therefore there is no guarantee that the investors get back the amount invested in the fund. The risk factors of the fund which the investors are expected to take into account are described in further detail in the prospectus of the fund. Information concerning the reference index or other reference basis of the fund is the basis for comparing the performance of the fund. It is advised to consult with professional tax and investment advisors, if necessary.

The report has been produced for informational purposes only. The information in this report is not an offer, recommendation or advice to conclude any transactions. The information can not be taken or interpreted as investment advice, investment recommendation or other investment or ancillary service. The information in this report is not an offer or invitation to buy or sell fund units or other securities and it can not be taken as legal or tax advice.

The information in this report reflects the best understanding of Trigon professionals at the time of composing the report. Upon changes in circumstances such understanding may change without any notification. The information contained in this report is, to the best knowledge and belief of Trigon professionals, correct and not misleading, however the information is largely based on the information disclosed by third parties who are, to the best knowledge of Trigon, reliable. Therefore Trigon, its employees and managers take no liability in case the information provided herein should appear to be incorrect or inaccurate. Certain statements in this report are forward-looking. Such forward looking statements and information are based on the personal beliefs or assumptions of Trigon professionals which are based on the information available to Trigon. Forward-looking statements reflect the views of Trigon professionals at the time of composing this report with respect to future events. Forward-looking statements are subject to certain risks, uncertainties and assumptions and many factors could cause the statements to change without any notification. Trigon does not guarantee that possible future events will come to pass. The information in this report is subject to changes without notice. Trigon assumes no liability as to any decisions made based on information contained in this report and as to any damages resulting from reliance on the information provided herein. Accordingly, undue reliance should not be placed by the investors on the information, incl forward-looking statements, contained herein.

Please see the prospectus, rules and other important information about the funds on the website www.trigoncapital.com. The fund management company is supervised by Estonian Financial Supervision Authority.

Contact Information

AS Trigon Asset Management

Pärnu mnt. 18

Tallinn 10141

Estonia

Tel: +372 667 9200

Fax: +372 667 9201

www.trigoncapital.comfunds@trigoncapital.com